


KARPO MAGN

CW, single, PHASE



NEW

LED
INSIDE

- De lampkop blijft magnetisch aan de lampbasis vastzitten

Productspecificaties

220-240 V ~ 50/60 Hz | 500 mA
 Systeemvermogen: 6,2 W
 Materiaal: staal/aluminium
 Dimbaar: C




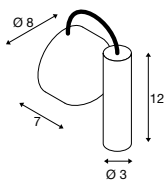
0,34

25000




38°

Maattekening



1004706 250



1004707 250

Varianten	Art. nr.	EUR
7350 lm 3000 K CRI >90		
■ mat zwart	1004706	180,00
430 lm 3000 K CRI >90		
□ mat wit	1004707	180,00